


PRINTABLES: Advent Calendar Number & Name Tags

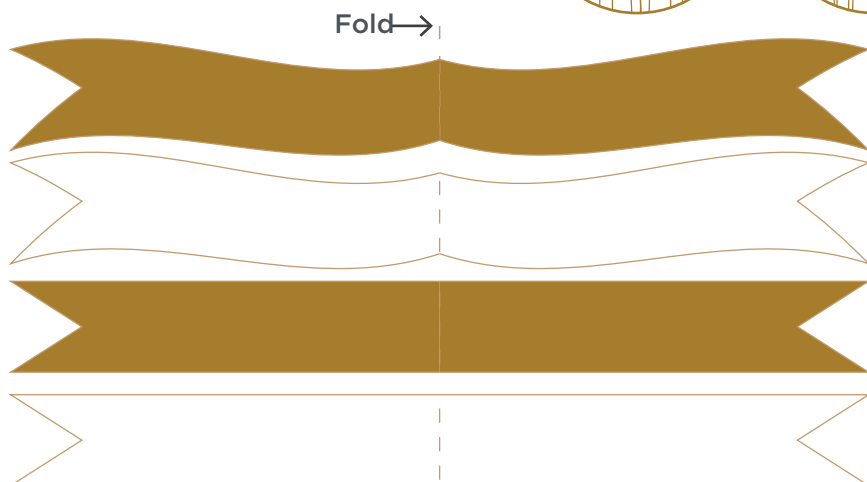
Print this page on cardstock.
Cut solid lines and fold dotted lines.

Advent Calendar Numbers:
Cut around each circle. Secure with tape or glue to each calendar present, or hole punch and secure with a string.




Sign up at
www.liveinmariposa.com/stay-connected/ to get the latest information and news from Mariposa.

Bonus Name Tags:
Use these as name tags or titles for your pieces.



Fold ->



Bonus Place Holders:
Use these folded cards as place holders or name tags.